



Charles Sturt  
University


# Albury Heritage Review 2022 Community Surveys

Key Take Home Messages


Dirk HR Spennemann



personal  
approaches by PI




public poster



Have Your Say  
web page



AlburyCity  
FaceBook



letter to owners



Community Survey  
(n=595)



Owner's Survey  
(n=98)



Real Estate Agents  
(n=17)

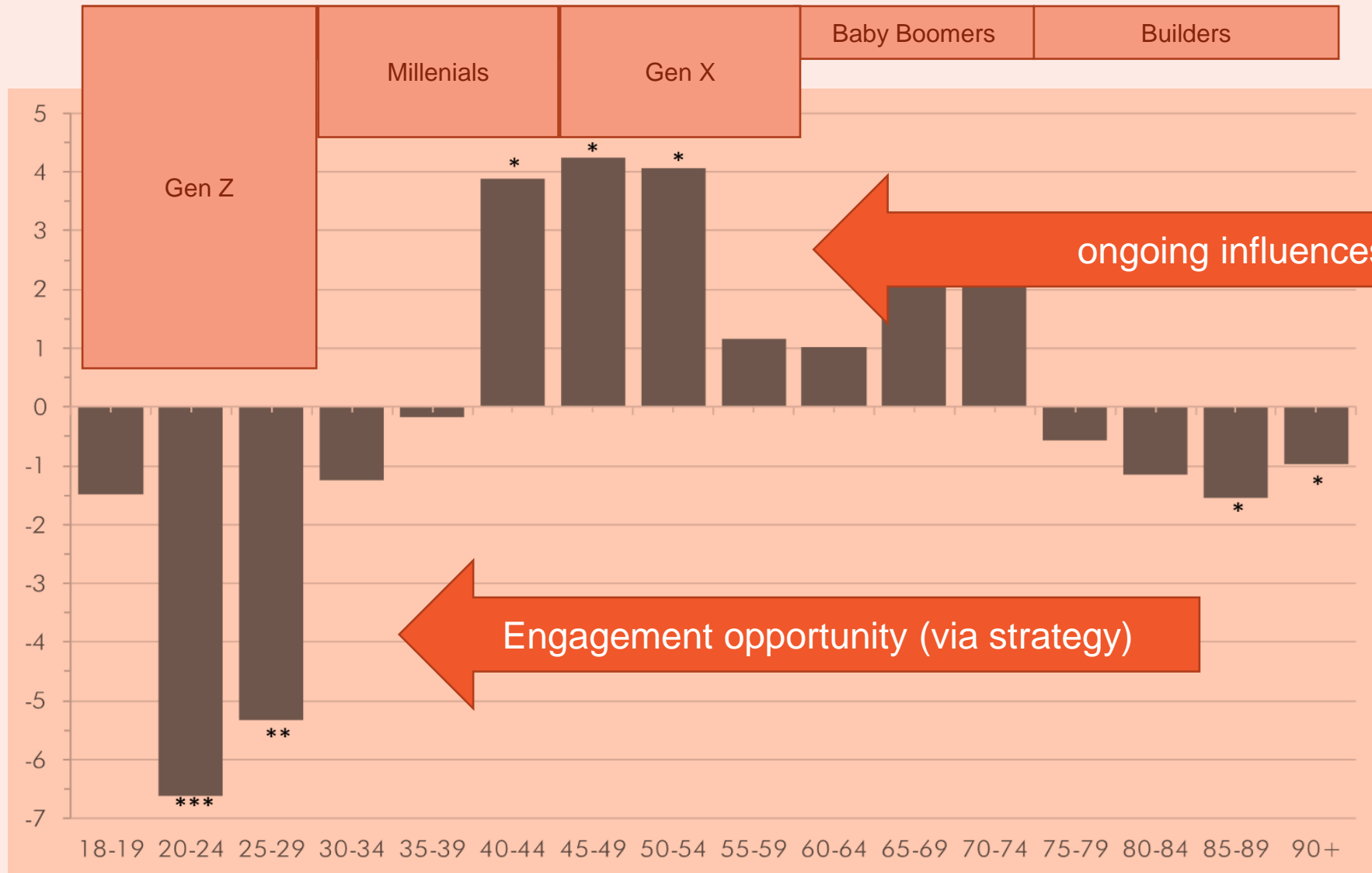
75% lived in ABX >10 years

64% nominate sites (freeform)

33% formal feedback (freeform)

BUT: self response bias





Age profile of the responses. Deviation from the general population (ABS 2016) Confidence intervals \*  $p=0.05$ ; \*\*  $p=0.01$ ; \*\*\*  $p=0.001$

# Relative importance of cultural heritage as a community service



All *	All	Builders	Baby Boomers	Generation X	Millennials	Generation Z
1						
2	HERITAGE	HERITAGE	Parks	Parks	Bushland	
3	Parks	Parks				HERITAGE
4				HERITAGE	Parks	
5	Bushland		HERITAGE	Bushland		
6		Library		Library	HERITAGE	
7					Library	Bushland
8		Bushland				Parks
9			Bushland			
10		Theatres		Museums		
11		Museums	Museums		Museums	
12	Museums					
13	Library		Library			Library
14						
15			Theatres	Theatres		Museums
16						
17	Theatres				Theatres	Theatres

# Attitudes towards the protection of heritage listed items



	Community	Owners
Albury’s heritage positively contributes to the local character of the city	8.6±2.2	9.1±1.8
A heritage listed property should be protected from demolition	8.5±2.3	8.4±2.8
Alterations & additions to a heritage listed property are acceptable if not visible from the street	6.3±2.9	5.1±3.4
A heritage listed property should be protected from all alterations / additions (renovations)	3.7±2.7	1.9±2.7



## Attitudes towards owning heritage listed items

55-80% who buy see listing as restrictive and expensive

85-90% who do NOT buy see listing as restrictive and expensive

10% of owners of heritage listed properties see listing as negative

40% of owners of heritage listed properties see listing as adding value

80% of owners of heritage listed properties can afford to maintain

2.5 % of owners of heritage listed properties are UNWILLING to pay

# Contribution by various cultural groups to Albury's Heritage



Broad cultural group	Builders	Baby Boomers	Generation X	Millennials	Generation Z	n
Indigenous Australian	4.21	21.05	40.00	30.53	4.21	95
Europeans (19th century)	—	35.59	25.42	28.81	10.17	59
non-Europeans (19th century)	7.14	59.52	21.43	7.14	2.38	42
post-World War II immigrants	8.26	35.78	32.11	18.35	2.75	109
Refugees & recent Immigrants	17.95	23.08	35.90	25.64	2.56	39
All Respondents	6.08	29.05	35.81	25.00	4.05	148

(as extracted from free-form comments)



# Relative importance of a select number of places

Place	Builders	Baby Boomers	Generation X	Millennials	Generation Z
Lavington Hall	1	2	3	5	4
Guadeloupe House	2	1	3	4	5
House 'Boldrewood'	2	1	3	4	5
Chinese Market Gardens	2	1	3	5	4
CWA Hall	2	1	3	5	4
Indian cremation site	2	1	3	5	4
Post Office	2	1	3	5	4
St. Matthew's Church	2	1	3	5	4
St. Patrick's Church	2	1	3	5	4
Albury Library and Museum Bldg	3	1	2	4	5
Meramie Hotel	3	1	2	5	4
Poplar Avenue	3	1	2	5	4
Railway Station	3	1	2	5	4
Turk's Head	3	1	2	5	4
Wagirra & Yindyamarra	4	1	2	3	5
War Memorial	4	1	2	3	5
Mungabareena	1	3	5	4	2
AlburyCity Council Bldg	4	2	3	5	1
NSW Government Office	5	3	2	4	1
Ettamogah Pub	5	4	3	2	1

# Self nominated places



161 places

	Nineteenth Century		Twentieth Century					Unsp e- cifie d	Tot- al
	mid	late	early	Art Deco	WW II era	mid	late		
Total	107	888	427	271	17	91	54	225	2080
%	5.14	42.69	20.53	13.03	0.82	4.38	2.60	10.82	



# Self nominated places

	n	
<b>Agricultural</b>	4	0.19
<b>Camps</b>	14	0.67
<b>Cemeteries</b>	19	0.91
<b>Commercial</b>	503	24.18
<b>Ethnic</b>	2	0.10
<b>Indigenous</b>	28	1.35
<b>Infrastructure</b>	77	3.70
<b>Mining</b>	2	0.10
<b>Monumental Architecture</b>	491	23.61
<b>Moveable items</b>	4	0.19
<b>Parks and Parklands</b>	310	14.90
<b>Religious</b>	186	8.94
<b>Residences</b>	279	13.41
<b>Sport</b>	33	1.59
<b>Tourist</b>	3	0.14
<b>War-related</b>	125	6.01
<b>Total</b>	2080	

Nominated Place	self %	others %	n
Railway Station	37.08	3.46	151
CBD / Dean Street	30.81	5.19	130
Monument	27.68	6.49	121
Botanic Gardens	24.80	1.30	98
St Matthew's Church	16.19	5.63	75
Post Office	16.71	3.90	73
St Patrick's Church	11.23	6.93	59
Noreuil park	13.32	1.73	55
Cinema	11.23	2.16	48
CourtHouse	10.18	3.46	47
Mungabareena Reserve	7.05	5.63	40
Murray River	8.62	1.30	36
Albury Public School	7.57	2.16	34
Hume Dam	6.79	3.46	34
Conservatorium	7.83	1.30	33
Albury High School	6.79	3.03	33
Mates Store	6.53	3.46	33
T&G Bldg	6.79	1.30	29
Old Town Hall	6.79	0.87	28
St David's Church	5.74	2.60	28
Globe Bldg	6.01	1.30	26
Olive Street houses (ex CSU)	6.01	0.87	25
Farmers & Graziers Woolstore	4.18	3.46	24
Adamshurst	4.96	1.30	22





Charles Sturt  
University

# Albury Heritage Review 2022 Community Surveys

Key Take Home Messages

Dirk HR Spennemann